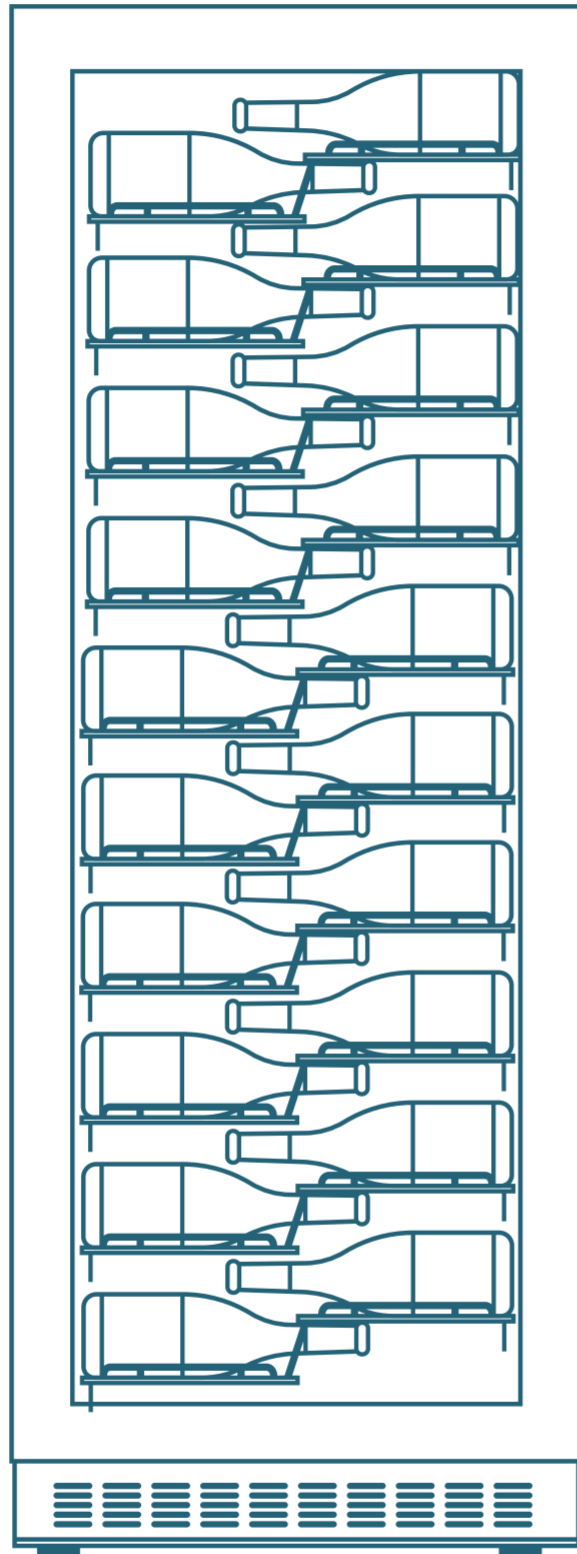


NWBP1116GN1


Cave à vin pose libre ou encastrable, 1 zone, 116 bouteilles

PLAN DE CHARGEMENT



← 12	12
← 12	6+2
← 12	12
← 12	12
← 12	12
← 12	12
← 12	12
← 12	12
← 12	12
← 12	12
← 12	12
← 12	12
← 8	8
= 116	
= 112	


8 clayettes en «S» 12



1 clayette magnum



1 clayette en «S» 8



Configuration 112 bouteilles configuration magnum
 Configuration 116 bouteilles (75 cl tous types) maximum.